

UNR1121/1122/1123/1124/112X/112Y

(UN1121/1122/1123/1124/112X/112Y)

Silicon PNP epitaxial planar transistor

For digital circuits

■ Features

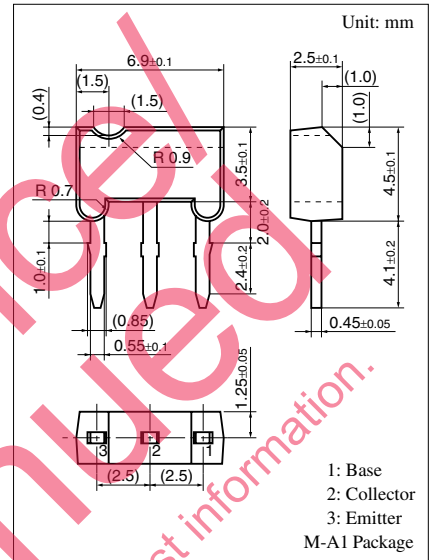
- Costs can be reduced through downsizing of the equipment and reduction of the number of parts.
- M type package allowing easy automatic and manual insertion as well as stand-alone fixing to the printed circuit board.

■ Resistance by Part Number

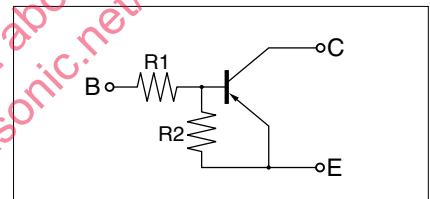
	(R ₁)	(R ₂)
• UNR1121	2.2kΩ	2.2kΩ
• UNR1122	4.7kΩ	4.7kΩ
• UNR1123	10kΩ	10kΩ
• UNR1124	2.2kΩ	10kΩ
• UNR112X	0.27kΩ	5kΩ
• UNR112Y	3.1kΩ	4.6kΩ

■ Absolute Maximum Ratings (T_a=25°C)

Parameter	Symbol	Rating	Unit
Collector to base voltage	V _{CBO}	-50	V
Collector to emitter voltage	V _{CEO}	-50	V
Collector current	I _C	-500	mA
Total power dissipation	P _T	600	mW
Junction temperature	T _j	150	°C
Storage temperature	T _{stg}	-55 to +150	°C



Internal Connection

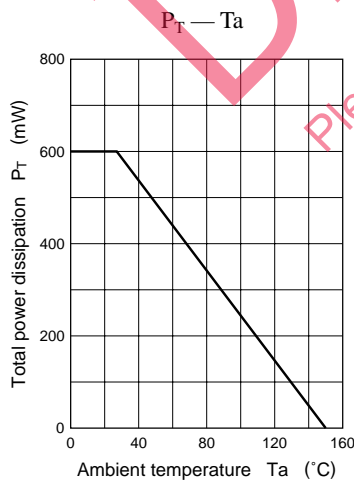


Note) The part numbers in the parenthesis show conventional part number.

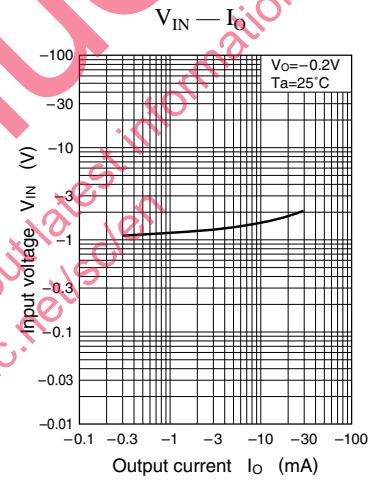
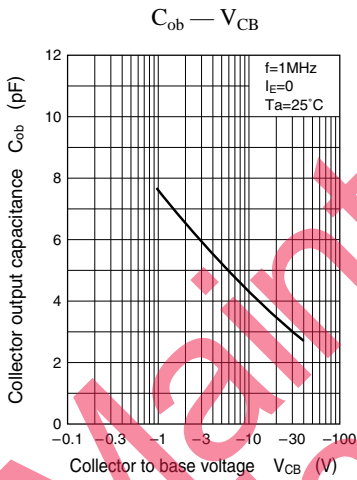
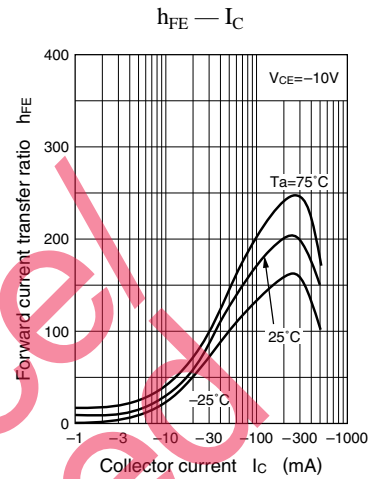
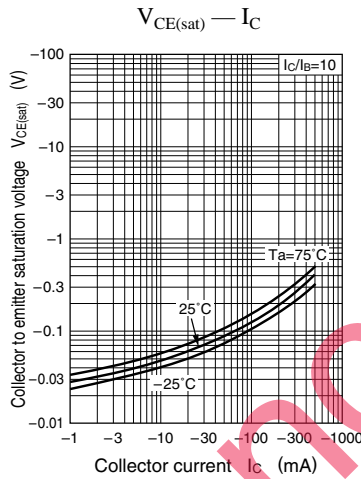
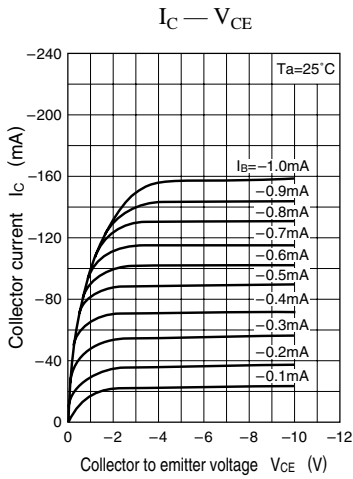
■ Electrical Characteristics (Ta=25°C)

Parameter		Symbol	Conditions	min	typ	max	Unit
Collector cutoff current		I_{CBO}	$V_{CB} = -50V, I_E = 0$			-1	μA
	UNR112X	I_{CBO}	$V_{CB} = -50V, I_E = 0$			-0.1	
Collector cutoff current		I_{CEO}	$V_{CE} = -50V, I_B = 0$			-1	μA
	UNR112X	I_{CEO}	$V_{CE} = -50V, I_B = 0$			-0.5	
Emitter cutoff current	UNR1121	I_{EBO}	$V_{EB} = -6V, I_C = 0$			-5	mA
	UNR1122/112X/112Y					-2	
	UNR1123/1124					-1	
Collector to base voltage		V_{CBO}	$I_C = -10\mu A, I_E = 0$	-50			V
Forward current transfer ratio	UNR1121	h_{FE}	$V_{CE} = -10V, I_C = -100mA$	40			
	UNR1122/112Y			50			
	UNR1123/1124			60			
	UNR112X			20			
Collector to emitter saturation voltage		$V_{CE(sat)}$	$I_C = -100mA, I_B = -5mA$			-0.25	V
	UNR112X	$V_{CE(sat)}$	$I_C = -10mA, I_B = -0.3mA$			-0.25	
	UNR112Y	$V_{CE(sat)}$	$I_C = -50mA, I_B = -5mA$			-0.15	
Output voltage high level		V_{OH}	$V_{CC} = -5V, V_B = -0.5V, R_L = 500\Omega$	-4.9			V
Output voltage low level		V_{OL}	$V_{CC} = -5V, V_B = -3.5V, R_L = 500\Omega$			-0.2	V
Transition frequency		f_T	$V_{CB} = -10V, I_E = 50mA, f = 200MHz$		200		MHz
Input resistance	UNR1121	R_1			2.2		k Ω
	UNR1122				4.7		
	UNR1123			(-30%)	10	(+30%)	
	UNR112X				0.27		
	UNR112Y				3.1		
Resistance ratio				0.8	1.0	1.2	
	UNR1124	R_1/R_2				0.22	
	UNR112X					0.054	
	UNR112Y					0.67	

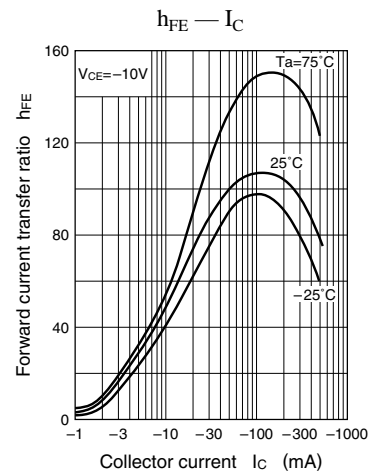
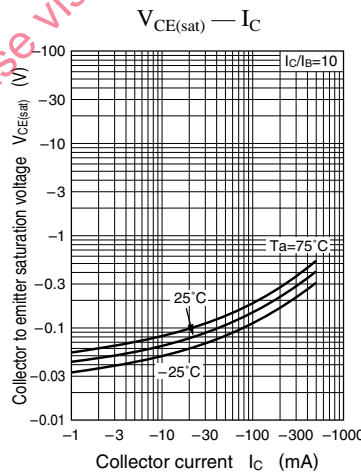
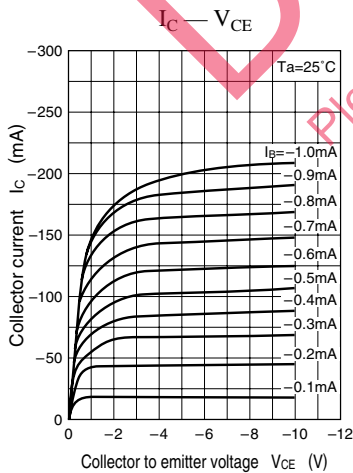
Common characteristics chart

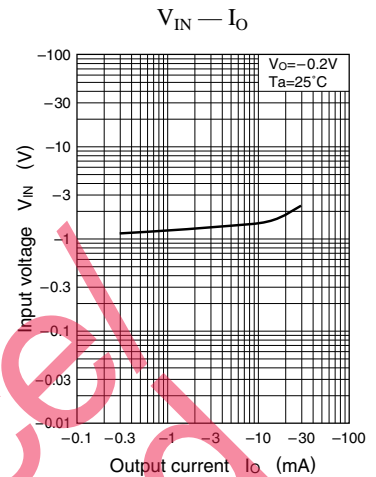
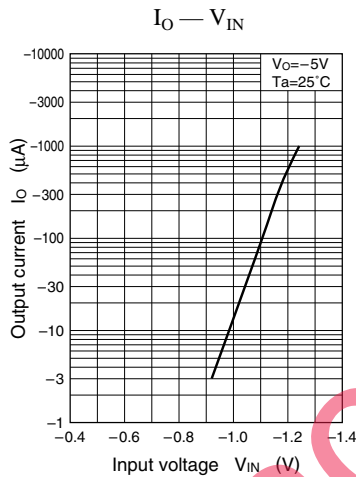
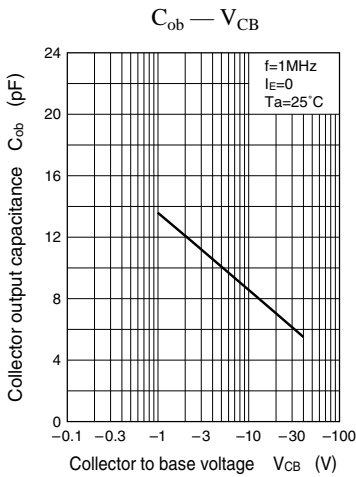


Characteristics charts of UNR1121

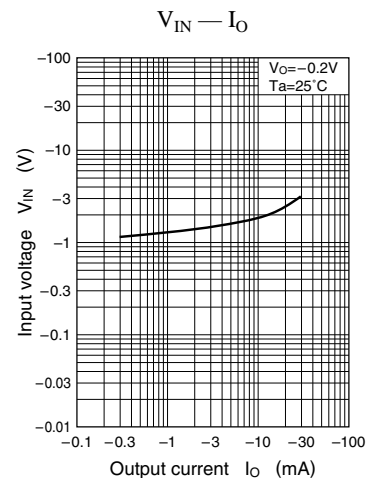
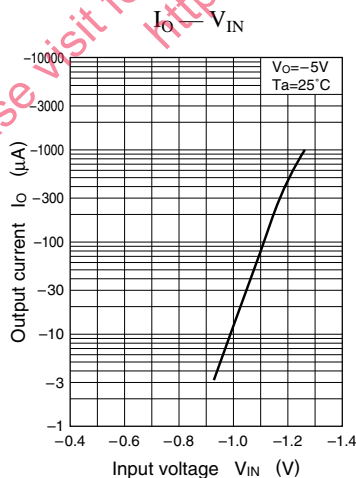
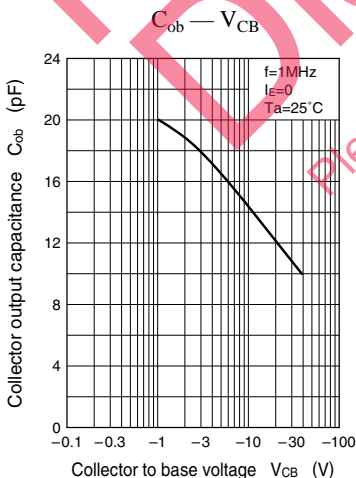
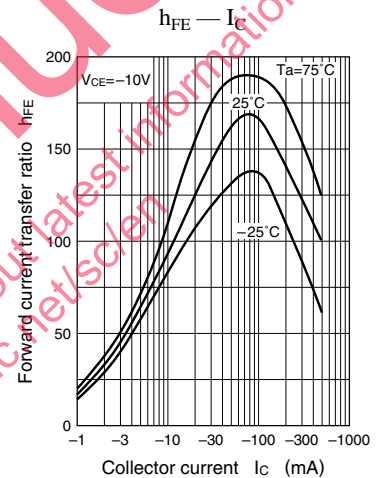
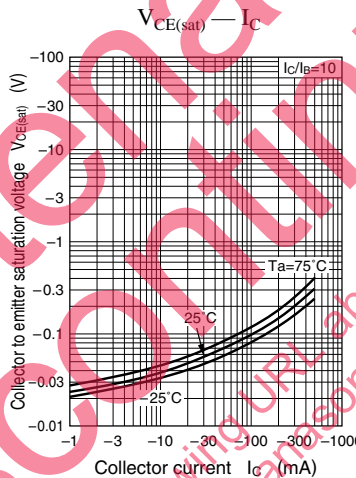
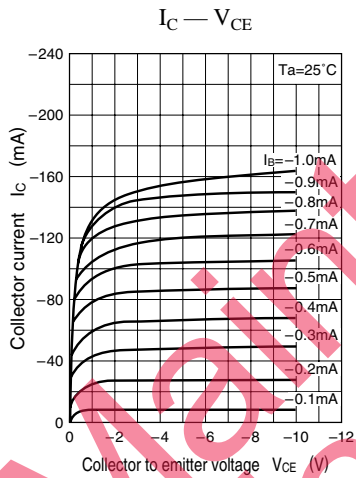


Characteristics charts of UNR1122

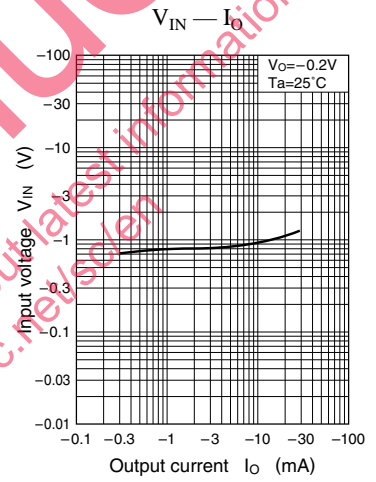
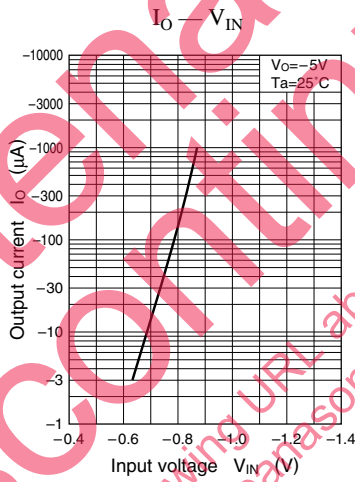
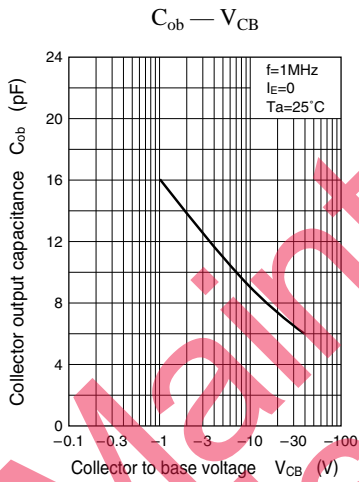
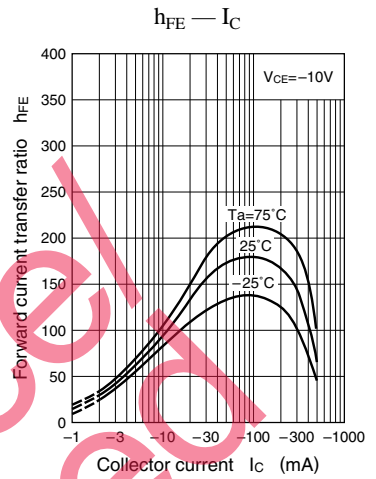
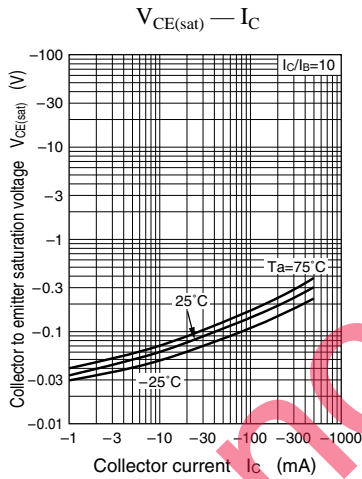
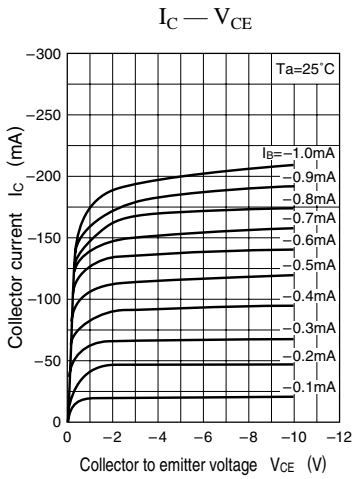




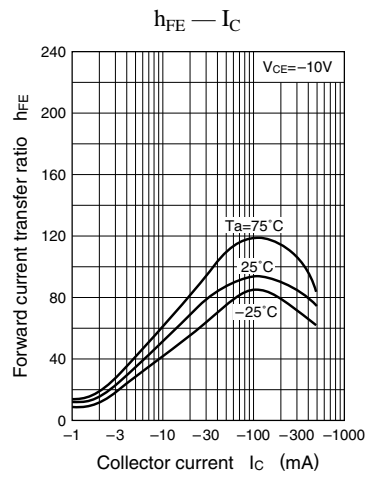
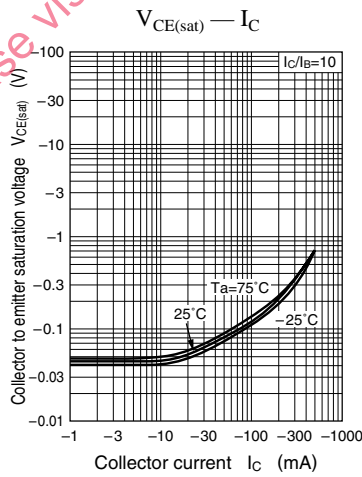
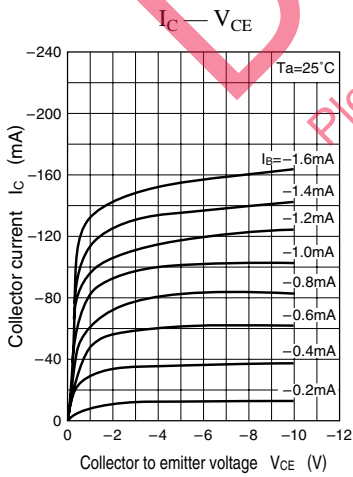
Characteristics charts of UNR1123

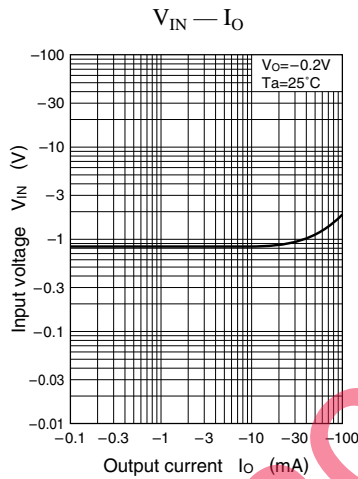
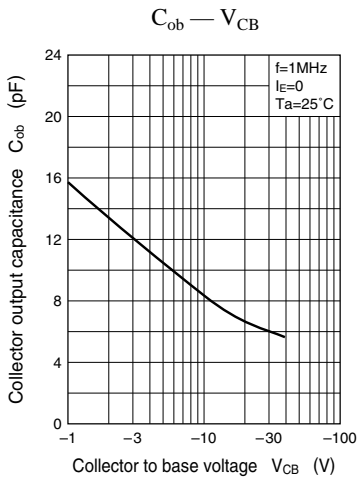


Characteristics charts of UNR1124

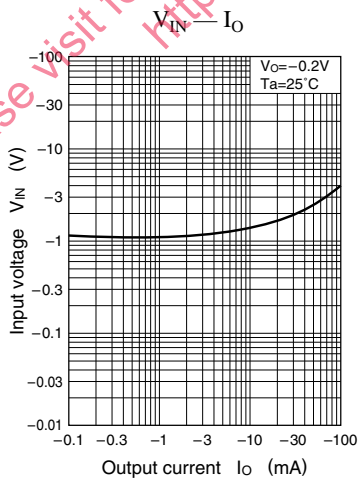
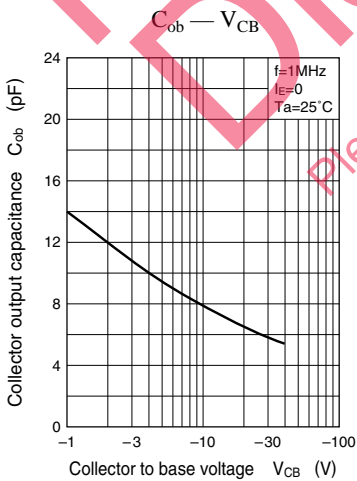
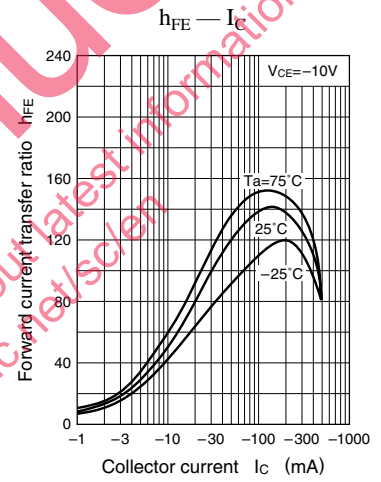
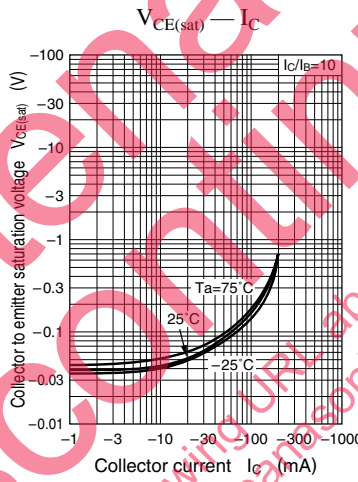
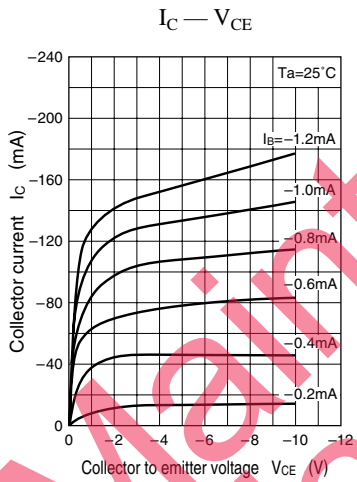


Characteristics charts of UNR112X





Characteristics charts of UNR112Y



Request for your special attention and precautions in using the technical information and semiconductors described in this book

- (1) If any of the products or technical information described in this book is to be exported or provided to non-residents, the laws and regulations of the exporting country, especially, those with regard to security export control, must be observed.
- (2) The technical information described in this book is intended only to show the main characteristics and application circuit examples of the products, and no license is granted under any intellectual property right or other right owned by our company or any other company. Therefore, no responsibility is assumed by our company as to the infringement upon any such right owned by any other company which may arise as a result of the use of technical information described in this book.
- (3) The products described in this book are intended to be used for standard applications or general electronic equipment (such as office equipment, communications equipment, measuring instruments and household appliances).
Consult our sales staff in advance for information on the following applications:
 - Special applications (such as for airplanes, aerospace, automobiles, traffic control equipment, combustion equipment, life support systems and safety devices) in which exceptional quality and reliability are required, or if the failure or malfunction of the products may directly jeopardize life or harm the human body.
 - Any applications other than the standard applications intended.
- (4) The products and product specifications described in this book are subject to change without notice for modification and/or improvement. At the final stage of your design, purchasing, or use of the products, therefore, ask for the most up-to-date Product Standards in advance to make sure that the latest specifications satisfy your requirements.
- (5) When designing your equipment, comply with the range of absolute maximum rating and the guaranteed operating conditions (operating power supply voltage and operating environment etc.). Especially, please be careful not to exceed the range of absolute maximum rating on the transient state, such as power-on, power-off and mode-switching. Otherwise, we will not be liable for any defect which may arise later in your equipment.
 - Even when the products are used within the guaranteed values, take into the consideration of incidence of break down and failure mode, possible to occur to semiconductor products. Measures on the systems such as redundant design, arresting the spread of fire or preventing glitch are recommended in order to prevent physical injury, fire, social damages, for example, by using the products.
- (6) Comply with the instructions for use in order to prevent breakdown and characteristics change due to external factors (ESD, EOS, thermal stress and mechanical stress) at the time of handling, mounting or at customer's process. When using products for which damp-proof packing is required, satisfy the conditions, such as shelf life and the elapsed time since first opening the packages.
- (7) This book may be not reprinted or reproduced whether wholly or partially, without the prior written permission of Matsushita Electric Industrial Co., Ltd.

Maintained & Discontinued
Please visit following URL about latest information:
<http://panasonic.net/sc/en/term.htm>